



**LEDINEK**

**INNOVATIVE  
POWERFUL  
DURABLE**

---

hightech machinery

---

# INNOVATIVE

Innovation has always been the prime motive behind our new machines. We dare to challenge the future. We are proud of this spirit of our colleagues who are bold enough to follow this path!

---

# POWERFUL

Be inspired to go faster, to go further, to break the record. Again, ... and again. This is the formula of the winners. The new generation of Ledinek machines has the power and the quality to put you on top!

---

# DURABLE

Our machines are built to last longer, to perform with ease under toughest conditions. A load too heavy will break a weak link, therefore we give our machines a strong backbone which will not let them fail!

“



*We have always explored innovative solutions for our high performance and durable machines, and everything we do is made and created with passion, commitment and pride which makes our company grow and thrive.*

*We feel strongly connected to our customers who have recognized us as a reliable partner and we look forward to new customers and new challenges to push us further in developing the potential of wood for our common sustainable future.*

---

**Gregor Ledinek,**  
CEO

”

## **ENGINEERED TIMBER ..... 6,7**

CROSS LAMINATED TIMBER LINES ..... 8,9

CLT AND PANEL PRESSES ..... 10, 11

X-Press ..... 12

XM-Press ..... 13

Unipress ..... 14

Z-Press ..... 15

GLULAM LINES ..... 16, 17

GLULAM PRESSES ..... 18

Rotopress ..... 18, 19

Maxipress ..... 20

Flexipress ..... 21

Hyperpress ..... 22

Polypress ..... 23

## **FINGER JOINTING ..... 24, 25**

SOLID CONSTRUCTIONAL TIMBER LINES ..... 26, 27

FINGER JOINTING MACHINES ..... 28

Kontizink Large ..... 29

Kontizink Medium ..... 30

Kontizink Horizontal ..... 31

Kontizink C ..... 32

Eurozink ..... 33

Eurozink Compact ..... 34

X-Cut ..... 35

## **PLANING AND PROFILING ..... 36, 37**

PLANING LINES ..... 38, 39

BOARD PLANERS ..... 40

Stratoplan S1200 ..... 40, 41

Stratoplan ..... 42, 43

Multiplan ..... 44, 45

Superplan ..... 46

Splitcut ..... 47

BEAM PLANERS ..... 48

Superles ..... 48, 49

Europian ..... 50

Superplan-B ..... 51

CLT PROCESSING ..... 52

X-Form ..... 52, 53

ROTOLES SYSTEM ..... 54, 55

Rotoles 400 ..... 56

Rotoles 1300 ..... 57

Rotoles 300-KS ..... 58

Rotoles 200 ..... 59

AUXILIARY EQUIPMENT ..... 60

GML ..... 60

Tools ..... 61

## **SPECIAL MACHINES ..... 62, 63**

Rotoplast ..... 64

Rotoplast 1300D ..... 65

## **AUTOMATION ..... 66, 67**

Automation ..... 68, 69

## **SOFTWARE SOLUTIONS ..... 70, 71**

X-Lam Manager ..... 72

iPlan Manager ..... 72

Tool Manager ..... 72

“

*General contractor, full-service provider, turnkey, everything from a single source. These keywords all apply to us which was achieved by the consistent pursuit of our company strategy. Complex systems can only be offered, if one has all the key machines in their own product portfolio. And these have to be the best on the market to meet the expectations of our customers.*

*Welcome to Ledinek.*

---

**Robert Mlinarič,**  
CSO

”





# ENGINEERED TIMBER

---

## CROSS LAMINATED TIMBER LINES

### CLT AND PANEL PRESSES

- X-Press
- XM-Press
- Unipress
- Z-Press

### GLULAM LINES

### GLULAM PRESSES

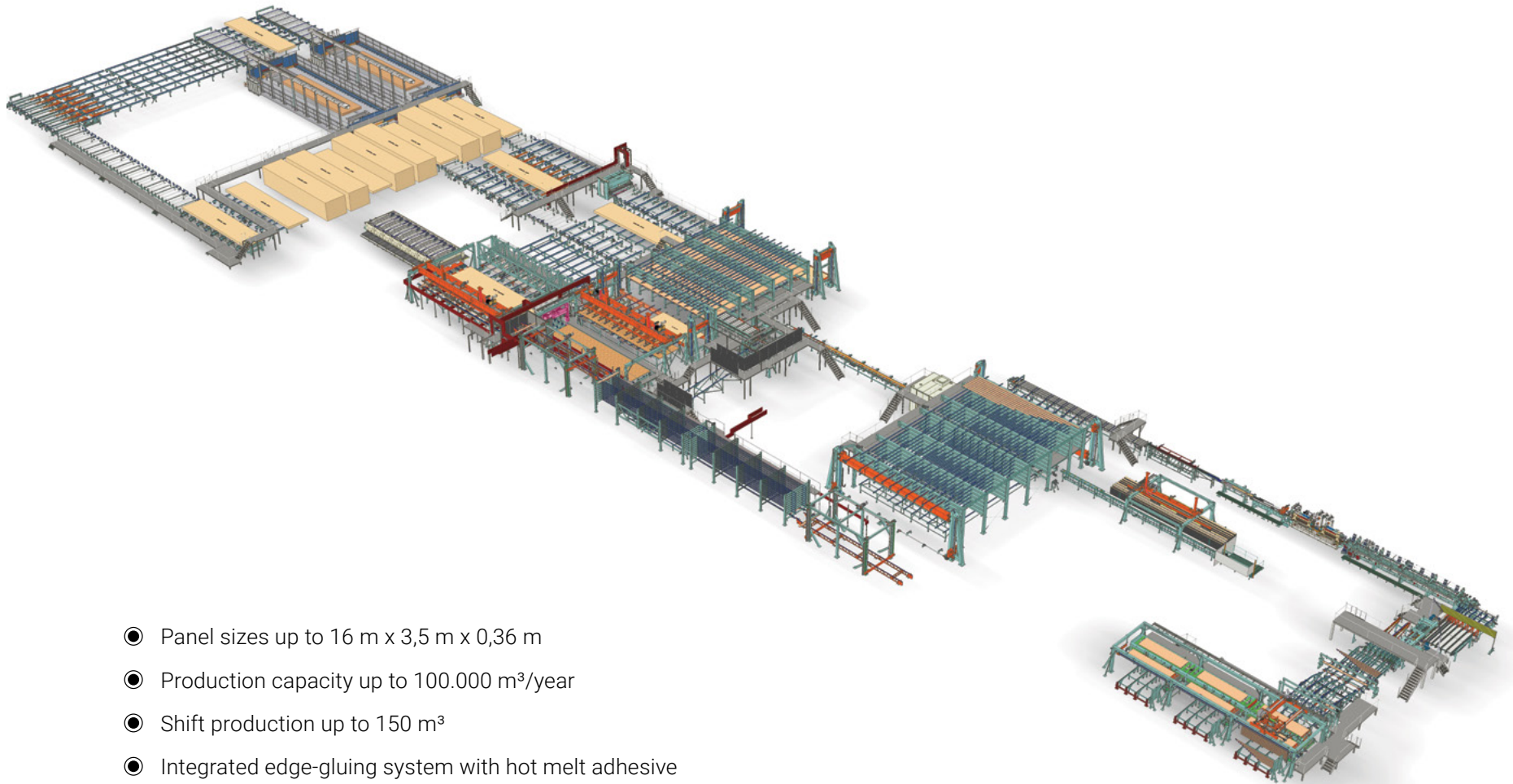
- Rotopress
- Maxipress
- Flexipress
- Hyperpress
- Polypress

# CROSS LAMINATED TIMBER LINES



## **Strong and innovative solutions for cross laminated timber**

Complete CLT production lines for cross laminated timber panels. CLT production capacities from 5.000 m<sup>3</sup> per shift per year up to over 100.000 m<sup>3</sup>. Turn-key solutions in different levels of automation. Our wide range of products comprising planers, finger jointing machines and presses enables us to offer custom made solutions for different CLT production volumes and processing steps. We take care of the entire package.



- Panel sizes up to 16 m x 3,5 m x 0,36 m
- Production capacity up to 100.000 m<sup>3</sup>/year
- Shift production up to 150 m<sup>3</sup>
- Integrated edge-gluing system with hot melt adhesive
- Fast glue for surface gluing with cold setting
- Very short pressing cycle
- High flexibility of the CLT production process

# CLT AND PANEL PRESSES




## **The Game changers in modern CLT production**


Powerful and effective systems for production of cross laminated timber (CLT, BSP, XLam,...) which will meet and exceed all current and future criteria for the manufacturing process.

Knowledge, experience, confidence and thoroughness have created the best machines for perfect panels.

X-PRESS for large formats and XM-PRESS for standard formats, Unipress for structural edge glue pressing and Z-PRESS for assembly bonding of laminations.




# X-PRESS



Pressing width: 2.450 - 3.500 mm

Pressing thickness: 60 - 360 mm


Pressing length: 8 - 18 m




# XM-PRESS




Pressing width: 1.200 - 2.020 mm  
Pressing thickness: 60 - 600 mm  
Pressing length: 2 - 20 m




# UNIPRESS




Lamination width: 80 - 250 mm  
Lamination thickness: 20 - 50 mm  
Pressing length: 8 - 16 m  
Bond type: structural



# Z-PRESS



Lamination width: 100 - 250 mm  
Lamination thickness: 20 - 45 mm  
Pressing length: 8 - 18 m  
Bond type: assembly



# GLULAM LINES

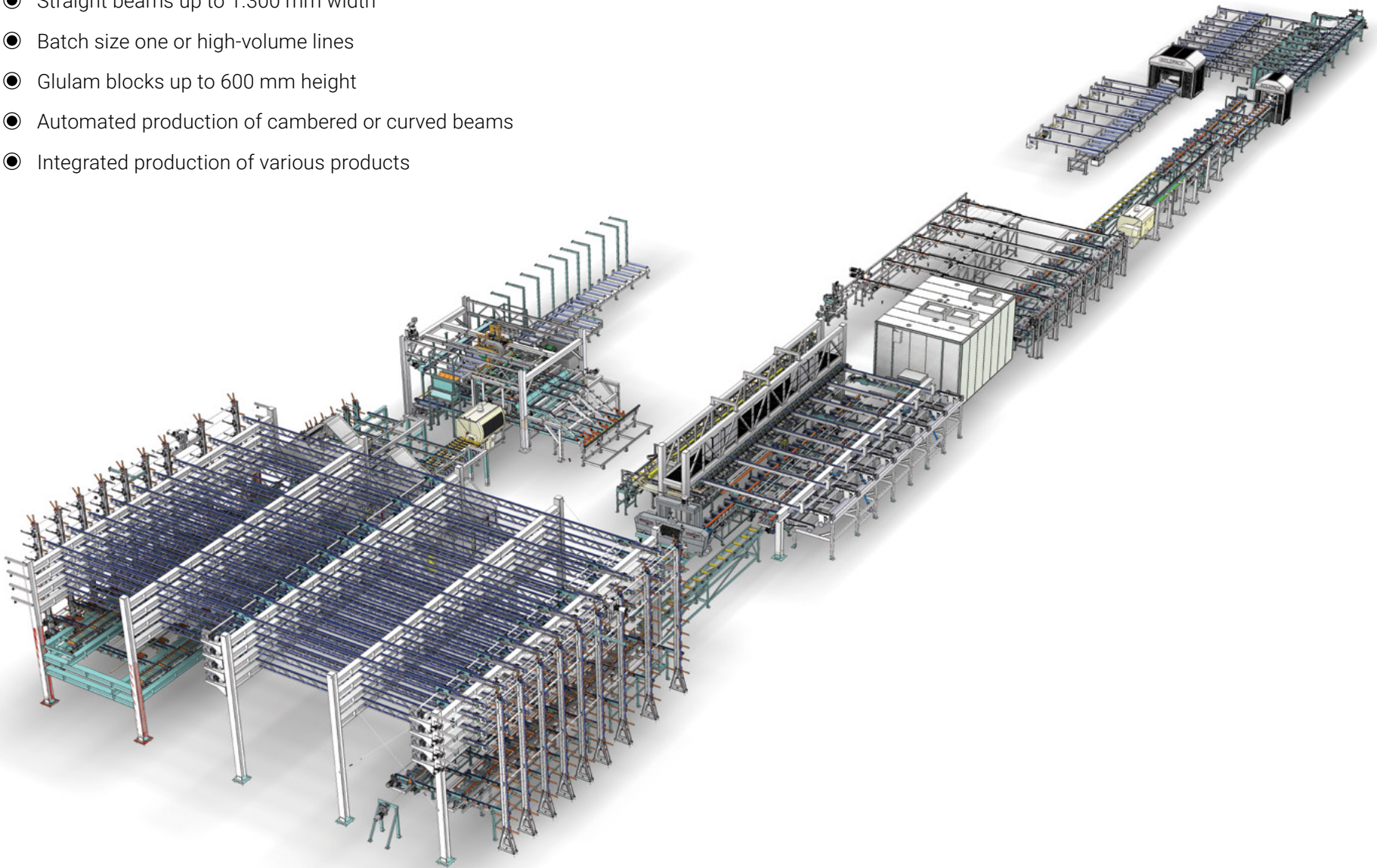


## **Everything from planer to press and handling equipment from one supplier**

Excellent pressing solutions for straight and curved glulam beams. Highly adaptable production lines for commissioned goods with solutions emphasized on short pressing time or lines with big batch volume.

Since we execute all steps of the project from layout, construction, manufacturing, installation, software to startup and commissioning, we are able to provide equipment with maximum yield for lowest investment cost.

- Curved beams up to 50 m of length
- Straight beams up to 1.300 mm width
- Batch size one or high-volume lines
- Glulam blocks up to 600 mm height
- Automated production of cambered or curved beams
- Integrated production of various products



# GLULAM PRESSES



## Turn to commissioning goods


Rotopress is the fastest pressing solution for production of glulam. A rotating press with 4 press beds was designed especially for use of glue with extra short curing time and has challenged its progress over an entire decade. Fast stacking system and optimized process, plant and environmental control, enable shortest cycle times.

Glulam production with the Rotopress is highly adaptable. It can be used for production of smallest batches down to batch size 1, ensuring extreme adaptability for commissioning goods. Even the stepped batches can be stacked very fast, thus optimizing the utilization and capacity. When fully loaded, the press can produce large volumes of glulam and is therefore also a true high capacity machine.

# ROTOPRESS





Pressing width: 200 - 1.470 mm  
Lamination width: 80 - 310 mm  
Pressing length: 4 - 18 m



# MAXIPRESS



Pressing width: 120 - 1.050 mm  
Lamination width: 80 - 310 mm  
Pressing length: 4 - 16 m



# FLEXIPRESS




Pressing width: 200 - 2.010 mm  
Clamping height: 100 - 650 mm  
Pressing length: 6 - 18 m



# HYPERPRESS



Pressing width: 100 - 4.200 mm  
Lamination width: 100 - 300 mm  
Pressing length: 50 m



# POLYPRESS



Pressing width: 200 - 2.500 mm  
Lamination width: 80 - 300 mm  
Pressing length: 2,2 - 30 m



“



*Finger-jointing lines are the heart of every production plant for laminated products. They combine a collection of processes that form a lifelong bond – a bond that supports our homes. We have the right machines in our portfolio for every requirement; there is practically no system concept that we cannot build.*

---

**Bernhard Fandl,**  
Sales Engineer

”



# FINGER JOINTING


---

SOLID CONSTRUCTIONAL TIMBER LINES

## FINGER JOINTING MACHINES

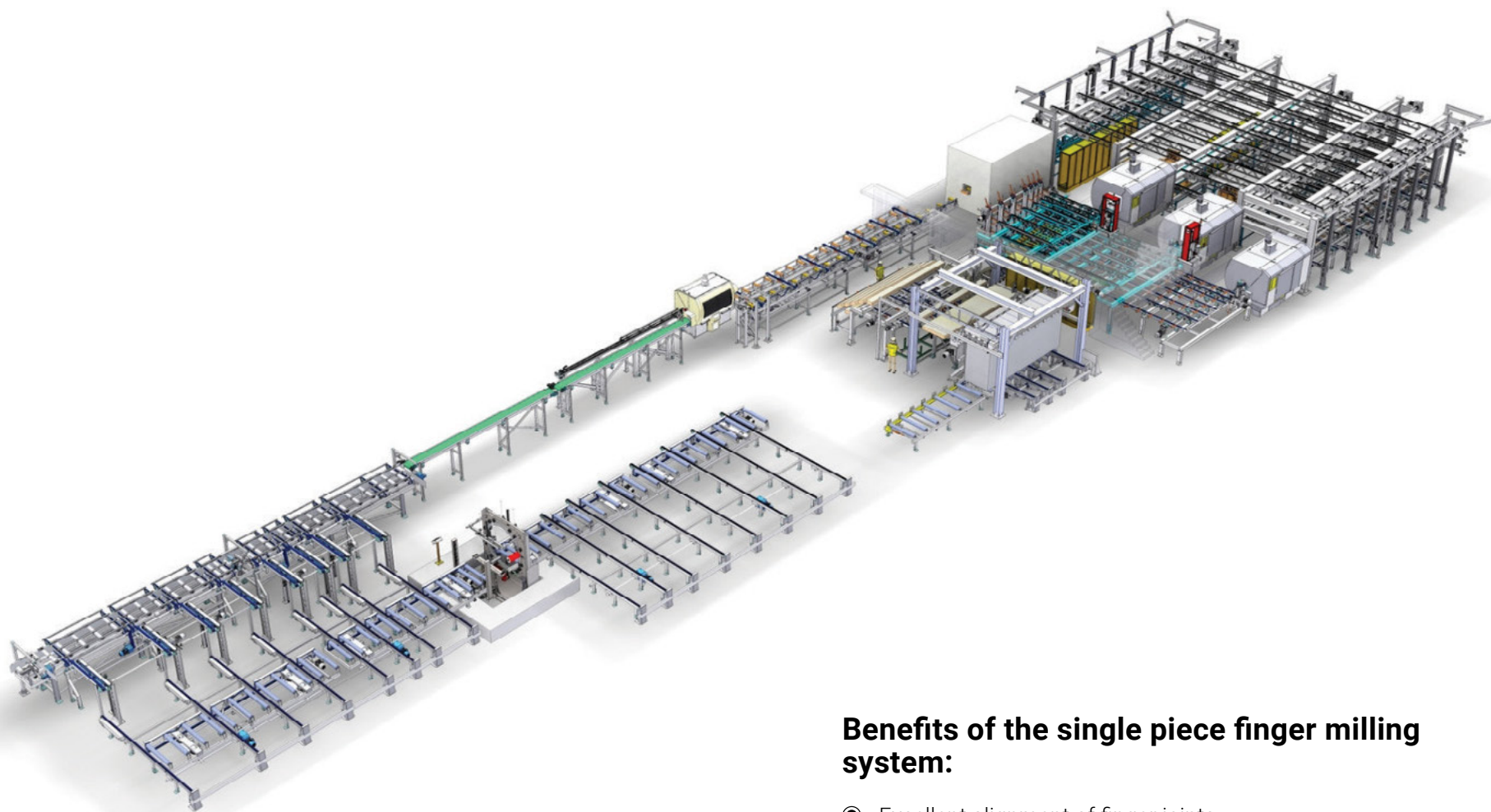
- Kontizink Large
- Kontizink Medium
- Kontizink Horizontal
- Kontizink C
- Eurozink
- Eurozink Compact
- X-Cut

# SOLID CONSTRUCTIONAL TIMBER LINES



## A bond for life

High capacity single board lines / single piece milling machines and pressing solutions for precise machining geometry and perfect application of abundant force to all different workpieces. Finger jointing machines and lines are a masterpiece of the woodworking industry. A collection of processes that form a lifelong bond – a bond that holds together our homes, a bond we depend upon. Therefore, only the best is good enough.



### **Benefits of the single piece finger milling system:**

- Excellent alignment of finger joints
- Every workpiece is independently aligned against reference surface
- No addition of thickness deformations in the package
- Uniform application of glue on every workpiece
- Insensitive to the variable lengths of the workpieces


# FINGER JOINTING MACHINES



## **High speed, versatility and best yield**

The KONTIZINK L jointing line builds on our long experience with continuous single-board jointing. The line is designed to produce boards and laminations from middle-length work pieces. The unique single-board milling machine for vertical finger jointing produces the most accurate jointing profile and the continuous through feed press ensures the highest productivity.


# KONTIZINK LARGE




Typical capacity: 5.000, 4.000 or 3.000 lm/h  
Workpiece width: 85 - 250 mm  
Workpiece thickness: 19 - 50 mm  
Diameter of tools: 350 mm




# KONTIZINK MEDIUM



Typical capacity: 4.000 or 3.000 lm/h  
Workpiece width: 60 - 150 mm  
Workpiece thickness: 18 - 45 mm  
Diameter of tools: 350 mm



# KONTIZINK HORIZONTAL




Typical capacity: 5.000, 4.000 or 3.000 lm/h  
Workpiece width: 85 - 250 mm  
Workpiece thickness: 19 - 50 mm  
Diameter of tools: 350 mm



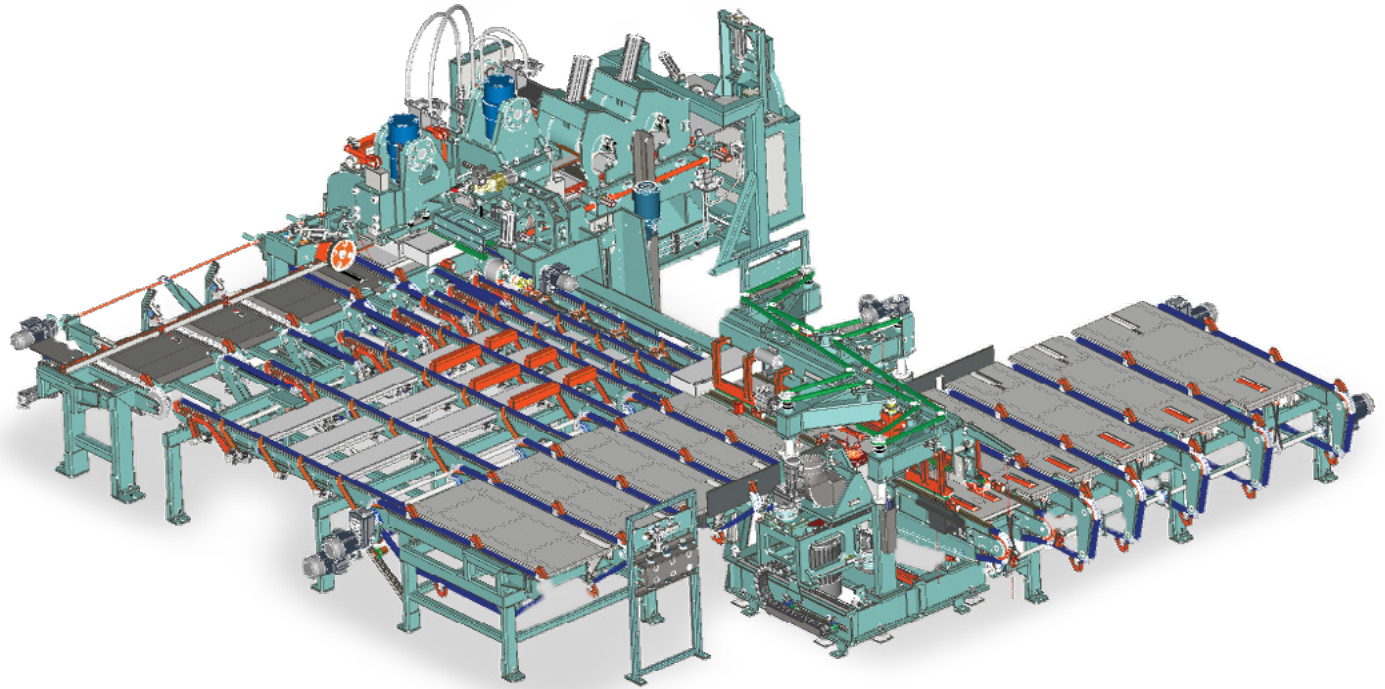
# KONTIZINK C





Typical capacity: 2.500 or 2.000 lm/h  
Workpiece width: 100 - 310 or 80 - 310 mm  
Workpiece thickness: 23 - 65 or 23 - 80 mm  
Diameter of tools: 260 mm



# EUROZINK





Typical capacity: 1.500 lm/h  
Workpiece width: 85 - 300 mm  
Workpiece thickness: 20 - 110 mm  
Diameter of tools: 260 mm  
Vertical or horizontal orientation of joints




# EUROZINK COMPACT




Typical capacity: 1.000 or 800 lm/h  
Workpiece width: 75 - 300 mm  
Workpiece thickness: 20 - 120 or 30 - 160 mm  
Diameter of tools: 200 mm



# X-CUT



Incoming lengths: 1.800 - 6.000 mm  
Workpiece width: 20 - 320 mm  
Workpiece thickness: 20 - 60, 100 or 180 mm  
Outgoing lengths: 600 - 6.000 mm  
Scrap lengths: up to 250 mm  
Feed speed: up to 400 m/min



“



*Wood planing and profiling technology is the sector in which the company has been involved for the longest time. A depth of experience allows us to make each of our next machine even more perfect and powerful. Planers are our strongest product group and despite the changing market they remain an indispensable element in the modern timber industry.*

---

**Aleksander Sernc,**  
**Head of Service Department**

”



# PLANING AND PROFILING

---

## PLANING LINES

### BOARD PLANERS

- Stratoplan S1200
- Stratoplan
- Multiplan
- Superplan
- Splitcut

### BEAM PLANERS

- Superles
- Europlan
- Superplan-B

### CLT PROCESSING

- X-Form

## ROTOLES SYSTEM

- Rotoles 400
- Rotoles 1300
- Rotoles 300-KS
- Rotoles 200

## AUXILIARY EQUIPMENT

- GML
- Tools

# PLANING LINES



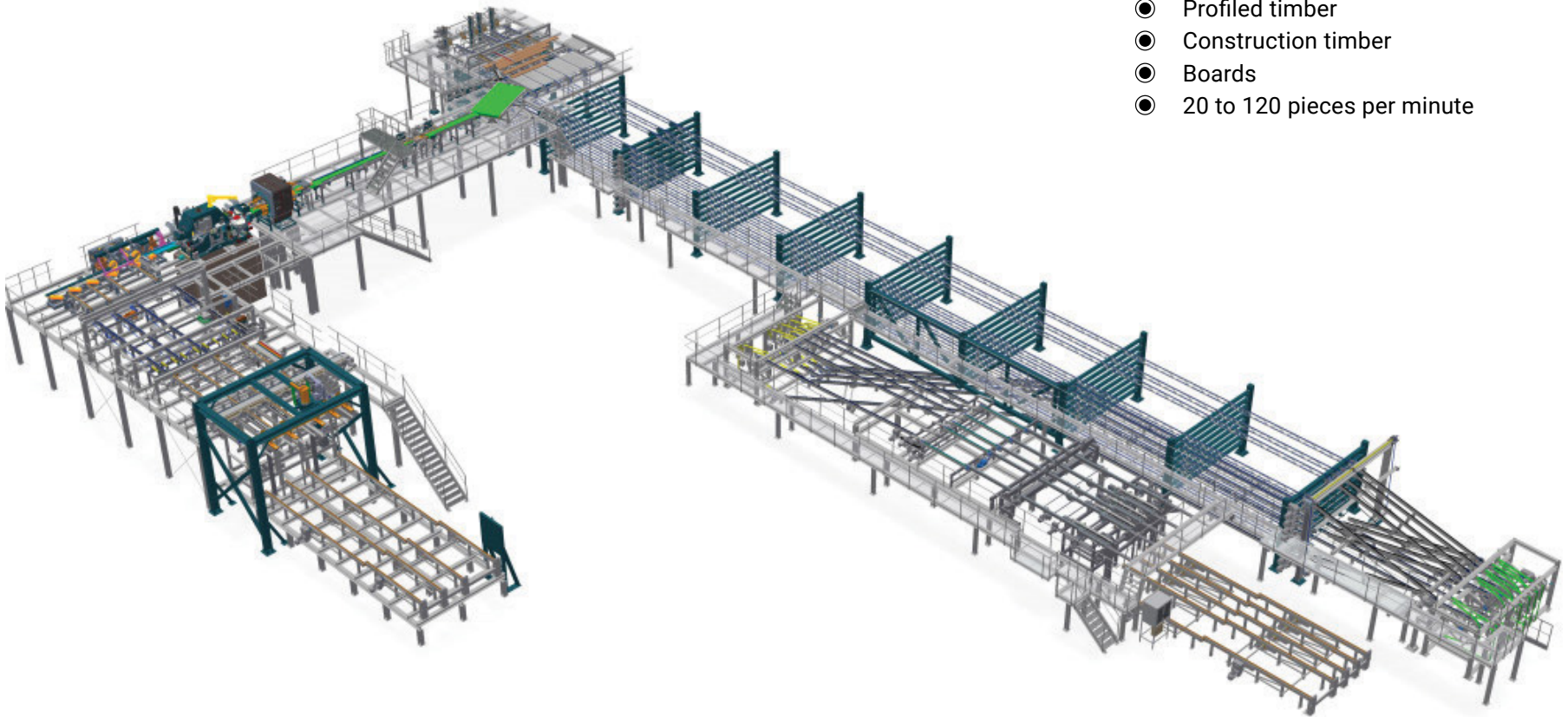
## **One stop solutions for planing**

Wide range of solutions for all applications and variety of equipment in our portfolio ensure, that every line can be tailored to individual requirements. A capable Ledinek planer will provide enough material, so that every component can utilise its full potential.


Ledinek lines are built to operate at capacity!

# PLANING AND SORTING LINES

- Optimisation
- Sorting
- Preplaning
- Profiling
- Profiled timber
- Construction timber
- Boards
- 20 to 120 pieces per minute



# BOARD PLANERS



**Fast is exciting.  
And the STRATOPLAN  
is fast, very fast.**


Everything about this machine revolves around speed, and everything is optimised for high speed feeding: big tools with the maximum number of planer knives, large feed rollers with a special cog and an elaborate transmission system that has to manage the immense power of its 200 kW drive motor, cooled table plates, pressure shoes and guide fences and high-tech ceramic coating.

# STRATOPLAN S1200



Width: 60 - 300 mm  
Thickness: 19 - 80 mm  
Feeding speed: 1.200 m/min  
Diameter of tools: 400 mm


An ultra-high speed planer for highest feeding speed and productivity. This exceptional planer was developed with a focus on fast retooling and setup, low downtime and low maintenance. It is most suitable for processing of lumber and lamella under the most demanding conditions; wherever very large volumes have to be machined in a short time.



## High speed planer for calibration, splitting and profiling

- Thickness/thickness setup for reduced cutoff
- Ledinek's exchangeable cuttershaft system for fast retooling
- Portal design for best accuracy
- Automatic adjustment for low downtime during retooling and setup
- Versatile design for various tasks

# STRATOPLAN




## **Stratoplan S300/S750**

Width: 60 - 300 mm

Thickness: 19 - 120 mm

Diameter of tools: 300 or 330 mm

Feeding speed: 300, 400, 550 or 750 m/min



**Multiplan is all you need.  
It is a moulder at its best:  
precise, adjustable, versatile  
and strong.**

Moulding requires the best of the machine. Profiles are to be made exact, precise and repeatable. Optimum surface is a must. And user-friendly operation is desired. The Multiplan will offer all of that and more. In spite of its precision, it is a rugged machine that can also cater to all daily production requirements.

It is a high precision moulder at its core. Every component was designed for this task. A range of specifications and tools will perfectly match the required output.

All components have been well dimensioned and protected against wear. Durable components from the world's leading suppliers, reliable design and easy maintenance are the best guarantee of low operational costs.

# MULTIPLAN




Width: 45 - 300 mm  
Thickness: 10 - 80 mm  
Diameter of tools: 210 mm  
Feeding speed: 150, 200, 250 m/min

# SUPERPLAN



Width: 60 - 300 mm  
Thickness: 19 - 80 mm  
Diameter of tools: 250 mm  
Feeding speed: 200, 250, 300 or 350 m/min



# SPLITCUT





Width: 60 - 200 mm

Thickness: max. 60 mm

Diameter of sawblades: 280 - 400 mm

Diameter of feeding rollers: 310 mm

Feeding speed: max. 150, 200 or 250 m/min



# BEAM PLANERS




## Master level of planing

SUPERLES will always provide the best surface finish to your posts, beams, glulam or any other applicable product. Large dimensions are not a limit upon its speed and endurance. It is built without compromise; everything on the planer is built with productivity, durability and effectivity in mind!

It is a collection of all the best we offer. With a wide variety of machining units to choose from: horizontal cuttershafts, vertical cuttershafts, horizontal or vertical profiling spindles, saw spindles in all orientations, chamfer, rabbet and groove cutters or floating spindles, it can be tailored to suit every requirement.

# SUPERLES



## **Superles 400 / 600**

Workpiece width: 450 or 650 mm

Workpiece thickness:

20 - 320, 410, 510 or 610 mm

Diameter of tools: 250 mm

Feeding speed: 40, 60, 80 or 100 m/min

## **Superles 1000 / 1300**

Workpiece width: 1050 or 1350 mm

Workpiece thickness:

20 - 320, 410, 510 or 610 mm

Diameter of tools: 250 mm

Feeding speed: 30, 45 or 60 m/min

## **Superles Wide**

Workpiece width: 2.600 or 3.000 mm

Workpiece thickness:

50 - 310 or 50 - 610 mm

Diameter of tools: 250 mm

# EUROPLAN



## **Europlan 300 / 400 / 600**

Width: 300 / 400 / 600 mm

Thickness: 19 - 300 mm

Diameter of tools: 165 mm

Feeding speed: 30 / 40 / 60 / 120 m/min




## **Europlan 1000 / 1300**

Width: 1.000 / 1.300 mm

Thickness: 35 - 300 mm

Diameter of tools: 210 mm

Feeding speed up to 30 or 45 m/min



# SUPERPLAN-B



## Superplan-B S80 / S120




Width: 70 - 300 mm

Thickness: 19 - 300 mm

Diameter of tools: 250 mm

Feeding speed:

60, 80, 100, 120 m/min



# CLT PROCESSING




## Start in form

This multi-spindle processing machine has been specially developed for processing solid wood, for use in automated cross laminated timber (CLT) production plants.

It is particularly suitable for pre-formatting of glued multi-layer wood panels. The processing with X-Form increases the value of the cross laminated timber panel as a semi-finished product or reduces the processing time on the CNC system

# X-FORM



Workpiece width: 2.000, 2.600 or 3.500 mm

Workpiece thickness: 40 - 600 mm

Diameter of tools: 200 - 340 mm

Feeding speed: up to 20 m/min

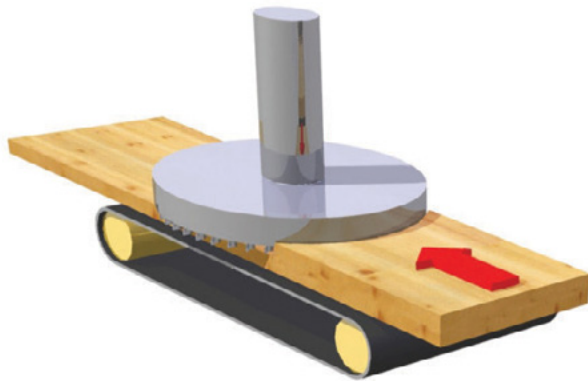
# ROTOLES SYSTEM




## Rotoles Revolution

The innovative way of planing, offering indispensable machining effects for engineered products, such as superb accuracy and perfect machining of damaged areas.

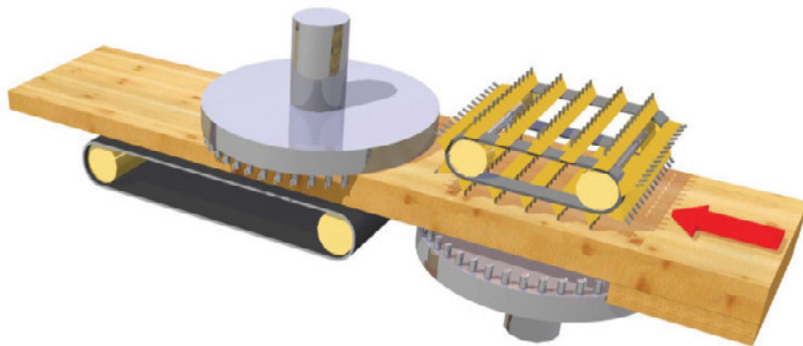
The one-side or two-side calibrating milling machines are suitable for exact calibration of thin top layers for multi-layer boards or other calibrating tasks for thin and wide workpieces.




**ONE SIDE CALIBRATING  
MILLING MACHINES**



**DOUBLE SIDE CALIBRATING  
MILLING MACHINES**



**DOUBLE SIDE PLANING  
MILLING MACHINE**



**WIDE CALIBRATING MILLING  
MACHINES**

# ROTOLES 400




Width: 400 mm  
Height: min. 2 mm  
Feeding speed: 45 m/min



# ROTOLES 1300





Width: 1300 mm  
Height: min. 5 mm  
Feeding speed: 36 m/min



# ROTOLES 300-KS





Width: 70 - 300 mm  
Height: 19 - 120 mm  
Feeding speed: up to 230 m/min



# ROTOLES 200





Width: 30 - 200 mm  
Height: 8 - 120 mm  
Feeding speed: up to 60 m/min



## GML



- Fully automated
- Dynamic calculation of grinding time
- Stationary tools – moveable grinding wheel
- Splash-proof enclosure
- Suitable for very large tools
- Variable spindle RpM
- Adaptable to different tooling systems



# TOOLS



## **Only the best tool can produce the best surface.**

We provide all necessary tools for our machines. Either from our own production or from world best tooling suppliers. And of course we also provide all necessary auxiliary equipment for easy tooling, transport and maintenance.

## **Originally equipped with Kanefusa ST-1:**

- Our straight cutter heads for solid wood are equipped with Kanefusa ST-1 Revo knives
- Less power consumption
- Longer cutting life
- Better surface finish
- New coating



“




*Innovation has always been our motivating force which is particularly evident in the design of machines that do not belong to our main product groups. Our experience enables us to respond to customers' needs by manufacturing special machines that are unique on the market. Among them, is even a machine for high quality processing of plastics.*

---

**Janez Klemenčič,**  
Senior PLC Programmer of Innovative Solutions

”



# SPECIAL MACHINES

---

- Rotoplast
- Rotoplast 1300 D

# ROTOPLAST





Width: up to 2.700 mm  
Thickness: 3 - 250 mm  
Rotor diameter: 3.250 mm  
Feeding speed: 6 - 36 m/min



# ROTOPLAST 1300 D



Width: up to 1.350 mm  
Thickness: 2 - 250 mm  
Rotor diameter: 1.650 mm  
Feeding speed: 6 - 36 m/min





“

*Automated solutions primarily helped our customers to free the employees from heavy and repetitive work, leading to better productivity, resource and material utilisation and, above all, safety. With our knowledge, experience, listening and innovation we help take further steps to make automation systems smarter, more sensible and responsive not only to monitor, control and analyse but to make them intelligent.*

---

**Robert Gašparič,**  
Head of Mechanical Design

”



# AUTOMATION

---



# AUTOMATION SOLUTIONS



The Ledinek company offers complete solutions in machine and plant engineering including design, construction, manufacturing, assembly, wiring, software, commissioning and training of the equipment at customer's site.

We offer our production concepts for planer mills, glulam timber, solid construction timber, duo-, trio beams, block house elements, profiled timber, laminated panels, window scantlings and more. A long experience and know-how in the field of machine and plant engineering are a guarantee for customer oriented processing of special requirements and customized products from project planning to commissioning of the equipment and training of personnel.

- Industrial PLC control
- PC Process Control
- Destacking systems
- Planer infeed and outfeed solutions
- Quality grading
- Marking stations
- Board storage
- Curing storage for lamellas
- Rollcase conveyor with side sweep lug chain
- Lay-up units for presses
- Repairing stations
- Multiple Crosscut Saws
- Automatic stackers
- Bundle forming
- Packing systems
- Components
- Safety and access solutions
- Installation, commissioning and training



“



*With the complexity of a plant grows the need for a managed system. We deliver complete software solutions for each line according to customers' wishes and provide all the optimization needed to maximize the capacity. Our systems transform a line from a collection of machines to a perfectly coordinated unity.*

---

**Nejc Robnik,**  
Head of PC Department

”



# SOFTWARE SOLUTIONS

---

- X-Lam Manager
- iPlan Manager
- Tool Manager

# X-LAM & iPLAN & TOOL MANAGER

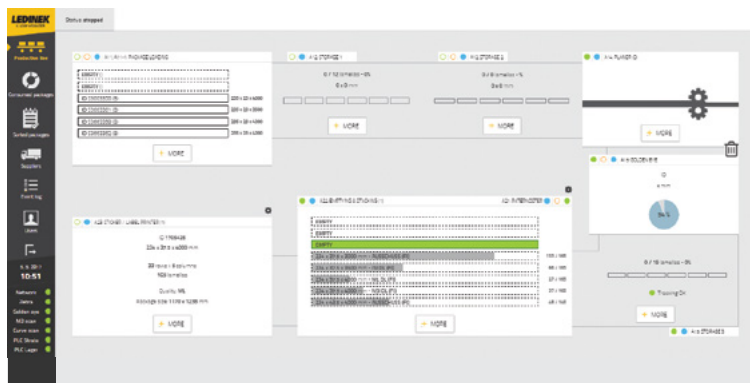
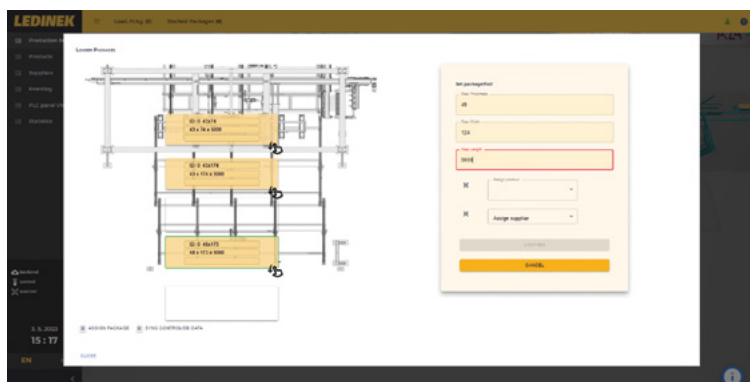
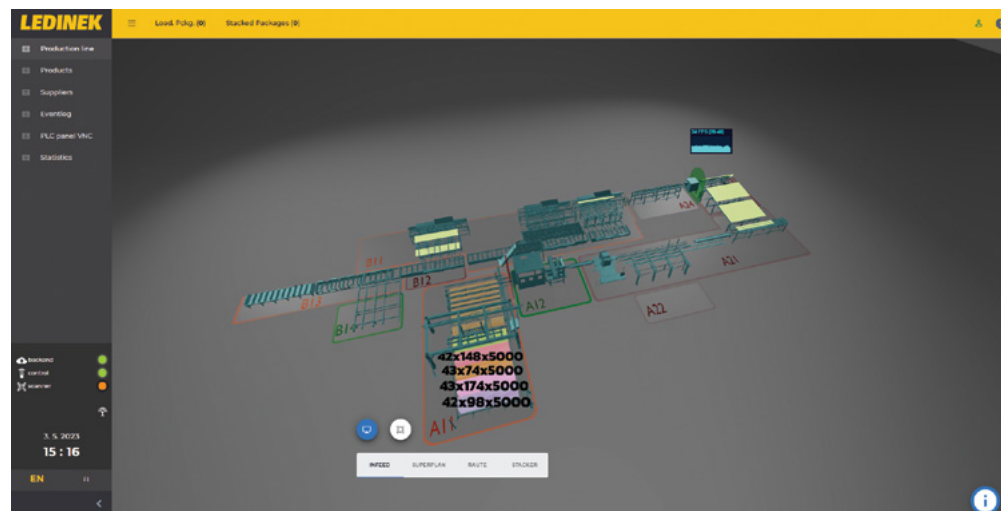
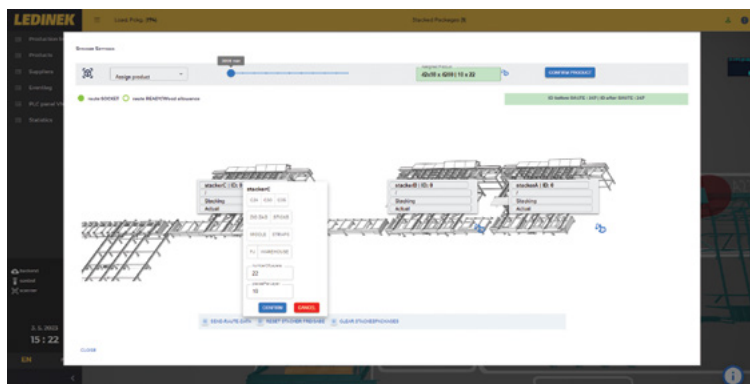


Production planning and control systems for Planing and Engineered Timber production. ERP data management, raw material warehouse management, finished goods warehouse management, production planning and optimization, package creation, interface to enterprise resource planning, interface to other providers.

The X-Lam Manager and iPlan Manager offer your company an intuitive, user-friendly and customizable system which enables you effective control of your production, reduces possibility of human made errors and offers you a possibi-

lity to integrate it with business processes that are already in place. The Manager systems are designed specifically for touch screens, which enables ease of use. They are also available as mobile applications which provides control wherever you are. Flexibility of the system makes it suitable for various kinds of productions and can be adapted for your company. Its modularity offers integration with existing business processes which helps to improve automation and business process flow.

The Ledinek Tool Manager is an efficient and advanced tool for flexible management and production of wooden panel profiles. It will be used with Ledinek profile moulding machines as Multiplan, Superplan, Superles and other machines.



“



#### IN THE END

*It is always people and the interaction between them who bring to life any new idea, a process or a product and people are Ledinek's most valuable asset.*

*We are grateful for the talents we possess and with responsibility we search every day to create an environment where these talents can be further developed to give our share in establishing a firm market for economic growth and social well-being.*

---

**Polonca L. Sernc,**  
HRD and Communications

”

#mismoledinek



Read online



## **SLOVENIA** (Headquarters)

Ledinek Engineering d.o.o.  
Slivniška cesta 18  
SI-2311 Hoče - Maribor

Tel.: +386 2 6130061  
E-mail: [info@ledinek.com](mailto:info@ledinek.com)  
[www.ledinek.com](http://www.ledinek.com)



## **ÖSTERREICH**

Ledinek Maschinen und Anlagen G.m.b.H  
A-9150 Bleiburg  
Völkermarkter Straße 1

Tel.: +43 4235 5104  
E-mail: [office@ledinek.at](mailto:office@ledinek.at)  
[www.ledinek.com](http://www.ledinek.com)



## **DEUTSCHLAND**

Ledinek - TEC Vertriebs GmbH  
D-72818 Trochtelfingen - Mägerkingen  
Bei der Mühle 6

Tel.: +49 71 24 93 13 89  
E-mail: [info@ledinek.de](mailto:info@ledinek.de)  
[www.ledinek.com](http://www.ledinek.com)